



MD100C08D1 THRU MD100C18D1

RECTIFIER DIODE MODULE

Reverse Voltage - 800 to 1800 Volts Forward Current - 100 Ampere



Glass Passivated Rectifier Diode Modules

VRRM 800 to 1800V

IFAV 100 A

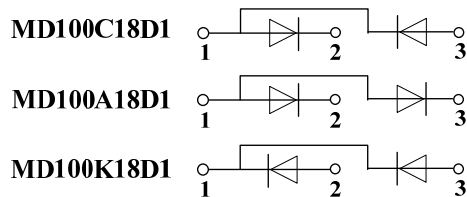
Applications

- Non-controllable rectifiers for AC/AC converters
- Line rectifiers for transistorized AC motor controllers
- Field supply for DC motors

Features

- Blocking voltage: 800 to 1800V
- Heat transfer through aluminum oxide DBC ceramic isolated metal baseplate
- Glass passivated chip
- UL recognized applied for file no. E360040

Circuit



Module Type

TYPE			VRRM	VRSM
MD100C08D1	MD100A08D1	MD100K08D1	800V	900V
MD100C12D1	MD100A12D1	MD100K12D1	1200V	1300V
MD100C16D1	MD100A16D1	MD100K16D1	1600V	1700V
MD100C18D1	MD100A18D1	MD100K18D1	1800V	1900V

Maximum Ratings

Symbol	Conditions	Values	Units
IFAV	Single phase ,half wave 180° conduction Tc=109°C	100	A
IFSM	t=10mS Tvj =45°C	2500	A
i ² t	t=10mS Tvj =45°C	31250	A ² s
Visol	a.c.50HZ;r.m.s.;1min	3000	V
Tvj		-40 to +150	°C
Tstg		-40 to +125	°C
Mt	To terminals(M5)	3±15%	Nm
Ms	To heatsink(M6)	5±15%	Nm
Weight	Module (Approximately)	100	g



MD100C08D1 THRU MD100C18D1

RECTIFIER DIODE MODULE

Reverse Voltage - 800 to 1800 Volts Forward Current - 100 Ampere

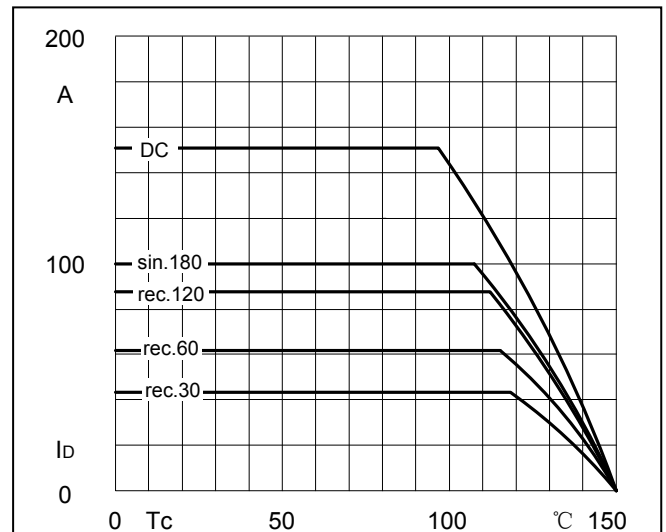
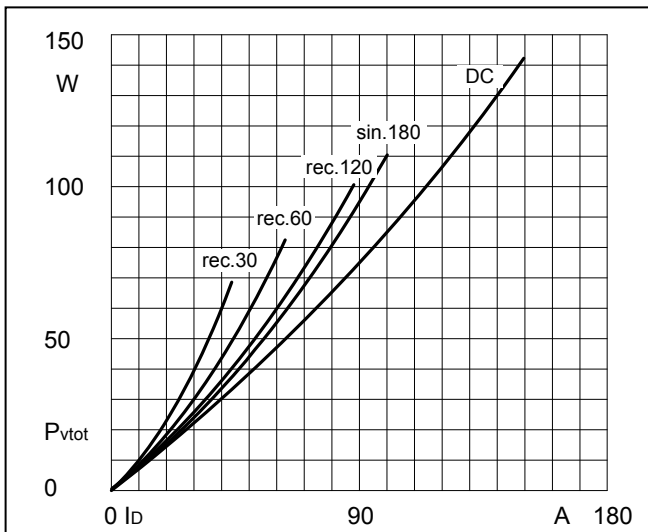
Thermal Characteristics

Symbol	Conditions	Values	Units
$R_{th(j-c)}$	Per diode	0.35	$^{\circ}C/W$
$R_{th(c-s)}$	Module	0.1	$^{\circ}C/W$

Electrical Characteristics

Symbol	Conditions	Values			Units
		Min.	Typ.	Max.	
V _{FM}	T=25 $^{\circ}C$ I _F =300A	—	1.20	1.40	V
I _{RD}	T _{vj} =150 $^{\circ}C$ V _{RD} =V _{RRM}	—	—	5	mA

Performance Curves





MD100C08D1 THRU MD100C18D1

RECTIFIER DIODE MODULE

Reverse Voltage - 800 to 1800 Volts Forward Current - 100 Ampere

Performance Curves

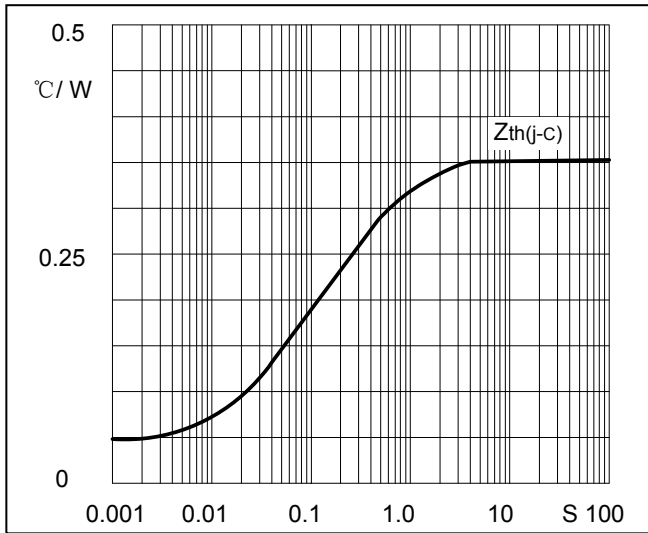


Fig3. Transient thermal impedance

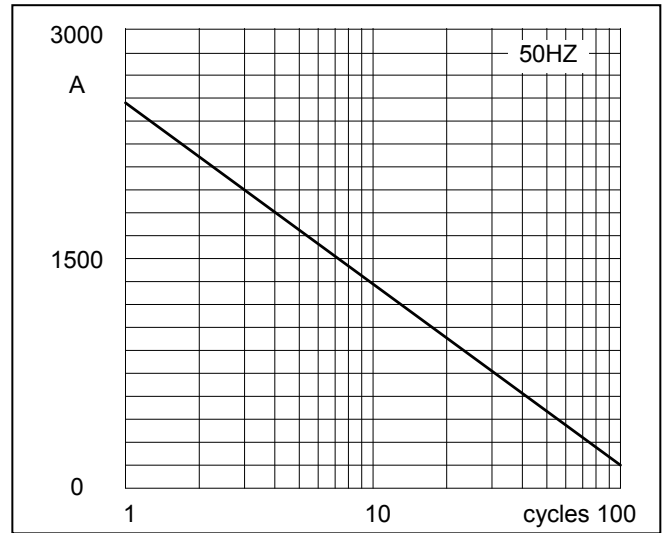


Fig4. Max Non-Repetitive Forward Surge Current

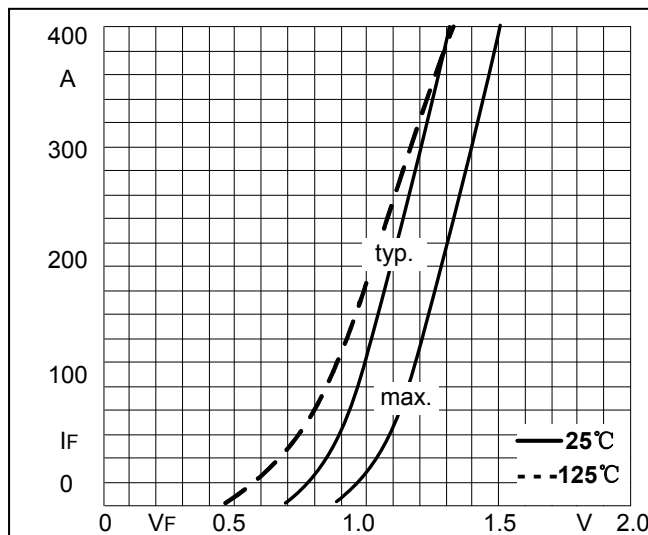


Fig5. Forward Characteristics



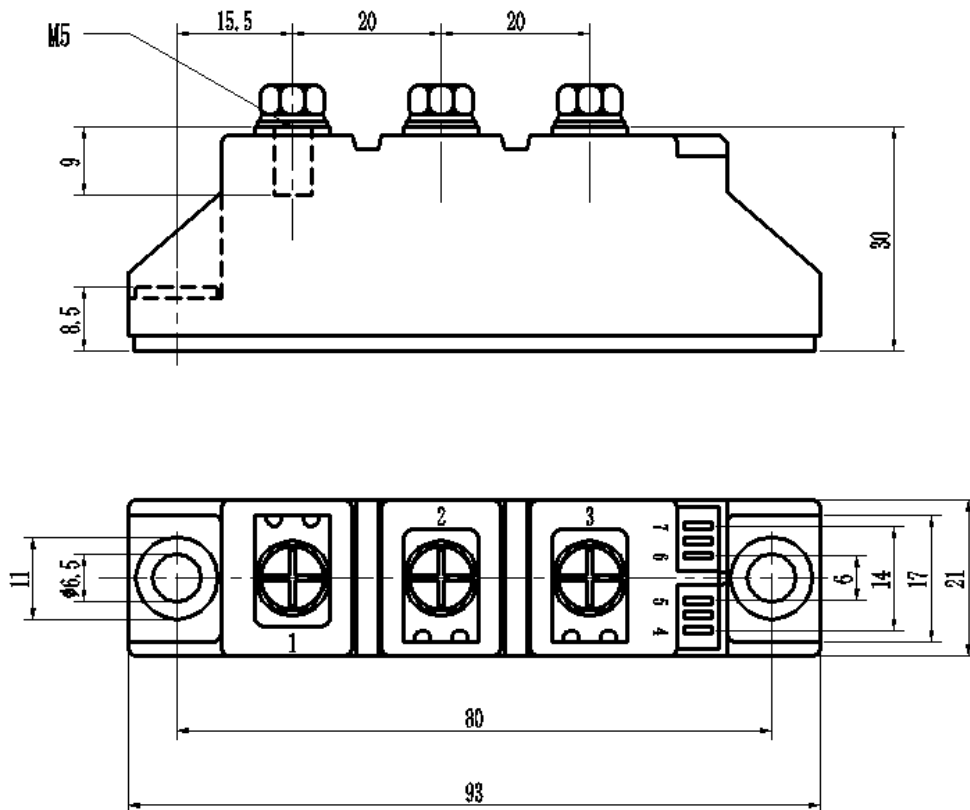
MD100C08D1 THRU MD100C18D1

RECTIFIER DIODE MODULE

Reverse Voltage - 800 to 1800 Volts Forward Current - 100 Ampere

Package Outline Information

CASE: D1



Dimensions in mm